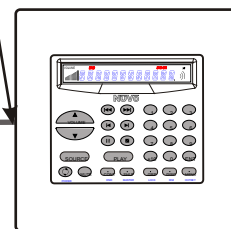
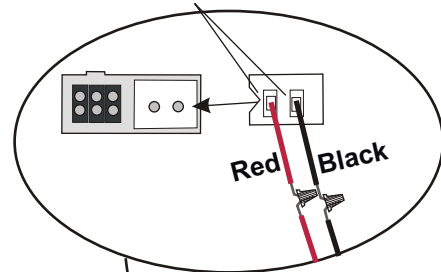
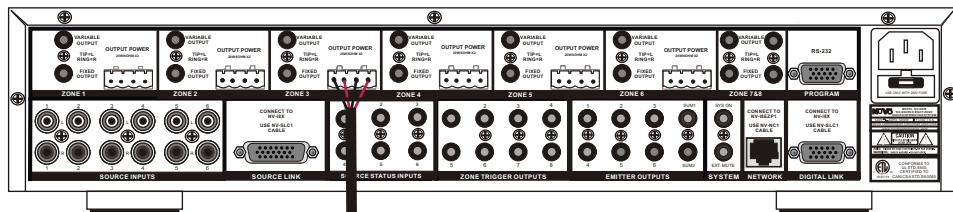


# NuVo LSI24 Local Source Interrupt Wiring Diagram for Use with the NuVo Concerto System

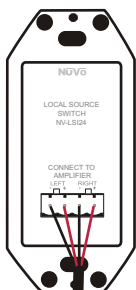
The selected zone speaker output of the Concerto amplifier is wired directly to the LSI24.

The connection from the LSI24 is done with the provided two prong plug. Make sure that red is positive and black is negative when splicing the two conductor wire from the LSI24.

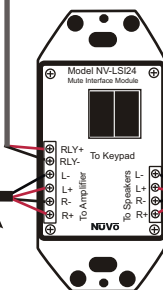


A two conductor wire from a relay on the LSI24 plugs into the back of the zone keypad. When the Concerto Display Pad is turned off the local source is routed to the zone speakers. The Concerto is active when the zone keypad is turned on.

LSI24 front



LSI24 back



Four conductor speaker wire from the LSI24 to the zone speakers.

Amplified signal from the local zone source.

Speaker input from Concerto.





**NV-LSI24**  
**Local Source Interrupt**  
**Installation Guide**